



Welcome
Bienvenue



Year 1 Phonics Parents' Information Meeting

**Friday 25th May
9.00am**

Phonics Screen Check

- What is the Year 1 Phonics Check?
- What does it involve?
- When will it take place?
- How can I help my child?

Phonics Screening Check

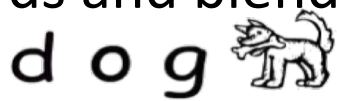
The Government administers a nationwide check of all Year 1 children's progress in Phonics.

How does the check work?

- Your child will sit with a teacher he or she knows and be asked to read 40 words aloud.
- Your child may have read some of the words before, while others will be completely new.
- The check normally takes just a few minutes to complete and there is no time limit. If your child is struggling, the teacher will stop the check. The check is carefully designed not to be stressful for your child.

Department for
Education

What does the check involve?

- The check is identical to the tasks and activities that the children already complete during phonics lessons.
- The check has been designed so that children of all abilities will be able to take part.
- Children will be asked to ‘sound out’ words and blend the sounds together e.g. d-o-g – dog. 
- During the test the children will be asked to read a series of words – some will be “real” words and some “made up” or “nonsense” words.
- The focus of the check is to see which sounds the children know, understand and are able to apply.

What are 'non-words'?

Non-words are important to include because words such as 'vap' or 'jound' are new to all children. Children cannot read the non-words by using their memory or vocabulary; they have to use their decoding skills. This is a fair way to assess their ability to decode.

rusty

finger

dentist

starling

snemp



blurst



spron



stroft



When will the check take place?

The screening will take place throughout the week beginning Monday 11th June. The children cannot retake the test at any other time so it is very important your child is in school during this week.

How can you help prepare your child?

- Continue to hear your child read everyday and make a comment or initial their reading record each time you read.
- Use phonic knowledge to sound-out and blend
e.g. sh-ou-t-ed, shou-ted.
- Model good reading behaviour:
 - Use pictures for support
 - Use your finger to point to each word
 - Check to make sure the word fits and the sentence makes sense
 - Re-read the sentence – more than once if necessary
 - Be confident to talk about what you have just read














































Useful websites

- www.communication4all.co.uk
- www.phonicsplay.co.uk
- www.bbc.co.uk/schools/wordsandpictures/index.shtml
- <http://www.oxfordphonicschecksupport.co.uk/>
- www.familylearning.org.uk/phonics_games.html

(nb there is an underscore between words phonics & games)

This year we have been learning these sounds:

a 	o 	x 	t 	e 	p 	r 	i 	n 	m 	h 	b 	d 	g 
s ss 	c k ck 	q qu 	u oo 	j 	y 	ch 	sh 	th 	w wh 				
v 	f ff ph 	ow ou 	l ll 	oa ow oe o e 	oo ue ew u e 	ar 							
ng 	z zz 	ai ay a e 	ear 	igh 	ie i e 	ee e e ea 	air 						
ure 	oi oy 	or aw au 	er ur ir 	I no go the to into he she we me be was									
you	they	all	are	my	her	said	have	like	so	do	come	some	
were	there	little	one	when	out	what							

Any questions?



Welcome to St. Jérôme Church of England Bilingual School

